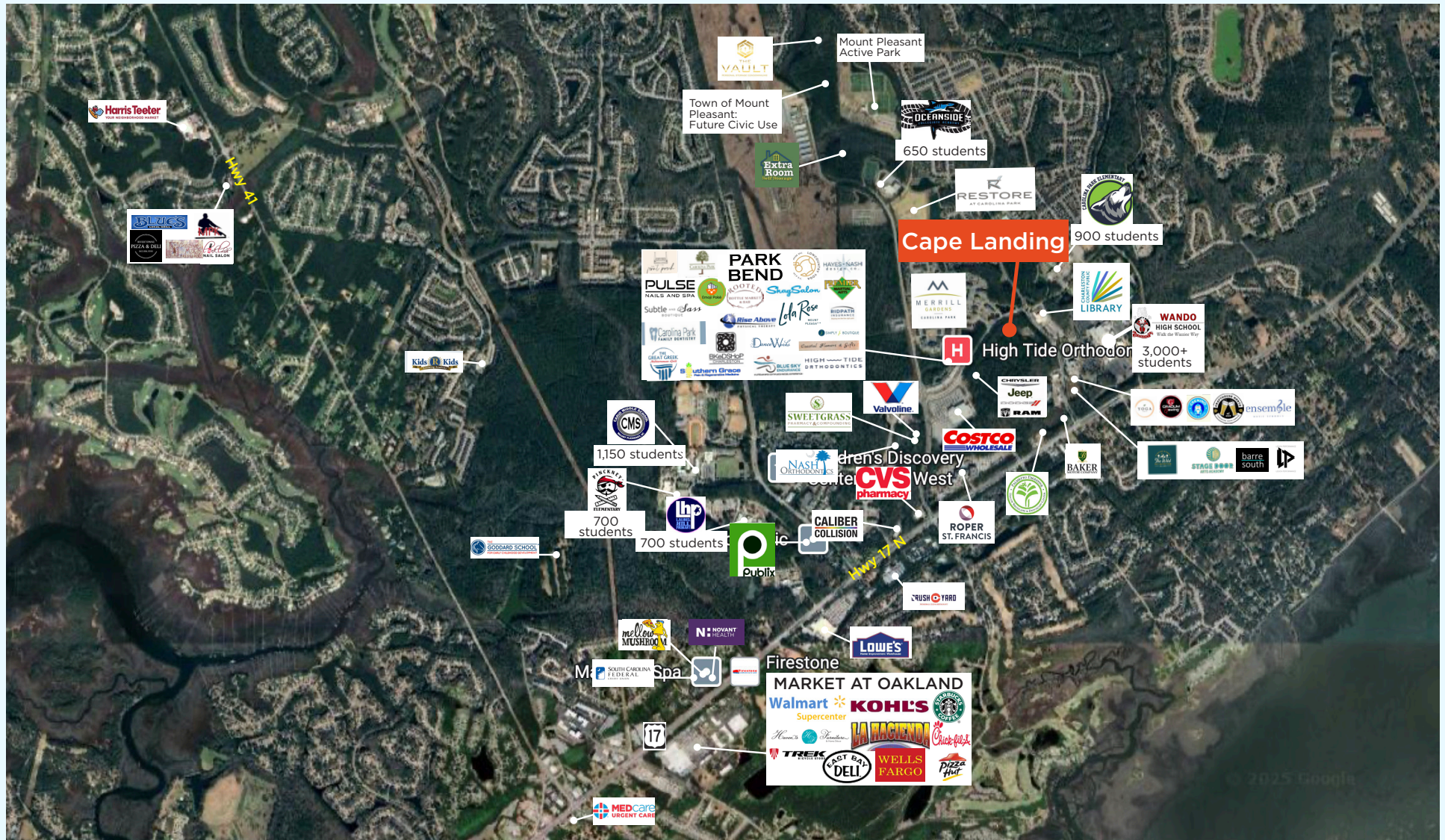


RETAIL AERIAL



OFFERED BY



(843) 856-4600
www.belklucy.com

Trey Lucy
trey.lucy@belklucy.com
(843) 606-5455 — direct office
(843) 566-2867 — mobile

AND

Blair Belk, CCIM
blair.belk@belklucy.com
(843) 606-5449 — direct office
(843) 709-9292 — mobile

AERIAL



Cape Landing

Belk | Lucy is pleased to present the exclusive listing for Cape Landing. This 25-acre development is positioned in the heart of Carolina Park at the corner of Carolina Park Blvd. and Park Avenue Blvd. Offering opportunities for retail, restaurant, medical and office tenants.

- Excellent opportunity to serve the North Mount Pleasant area
- Capitalize on high growth area and dense population
- Various suite sizes available to accommodate a range of users
- Build-to-suit opportunities available

OFFERED BY



(843) 856-4600
www.belklucy.com

Trey Lucy
trey.lucy@belklucy.com
(843) 606-5455 — direct office
(843) 566-2867 — mobile

AND

Blair Belk, CCIM
blair.belk@belklucy.com
(843) 606-5449 — direct office
(843) 709-9292 — mobile

AERIAL



OFFERED BY



(843) 856-4600
www.belklucy.com

Trey Lucy
trey.lucy@belklucy.com
(843) 606-5455 — direct office
(843) 566-2867 — mobile

AND

Blair Belk, CCIM
blair.belk@belklucy.com
(843) 606-5449 — direct office
(843) 709-9292 — mobile

SITE PLAN



OFFERED BY



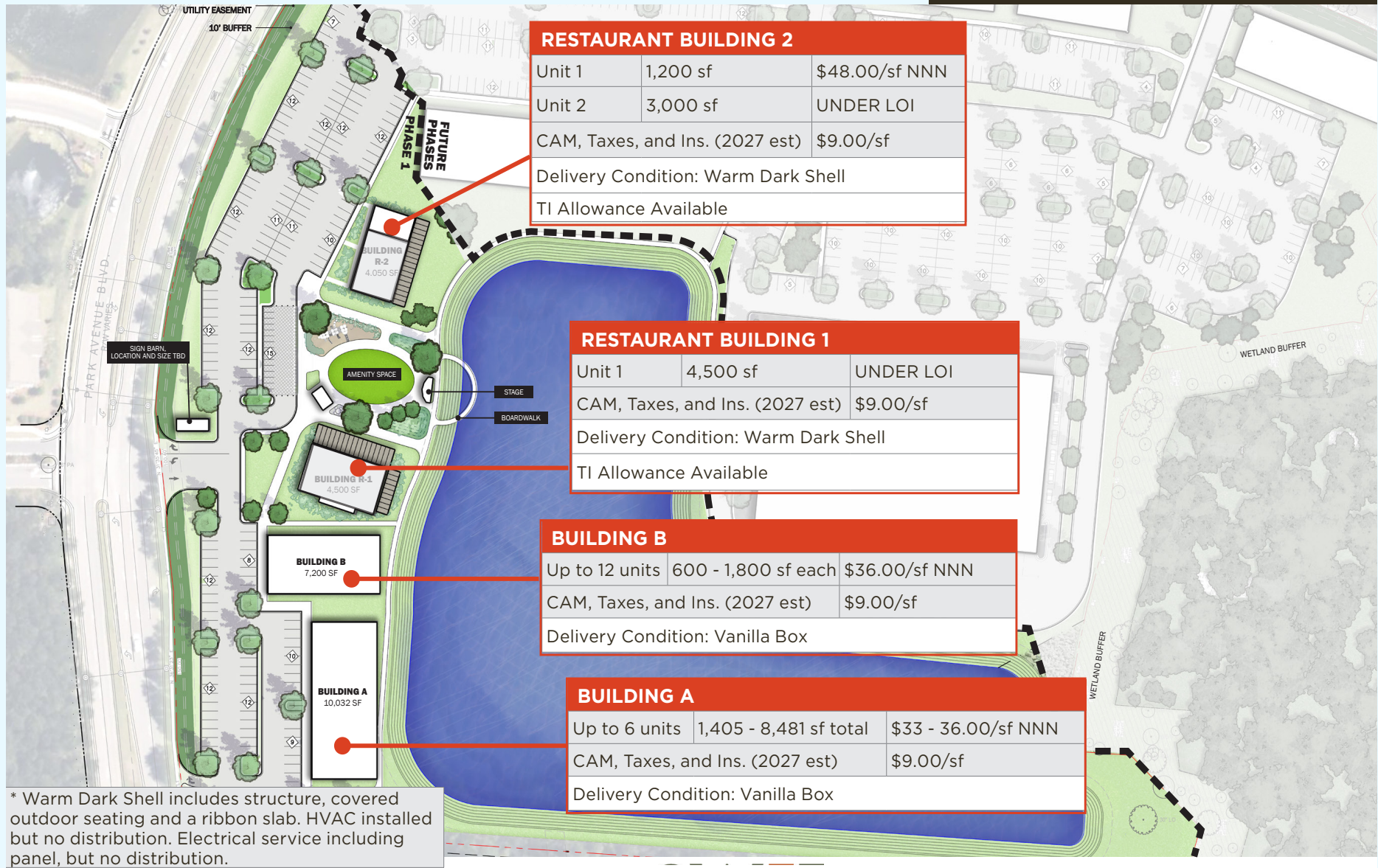
(843) 856-4600
www.belklucy.com

Trey Lucy
trey.lucy@belklucy.com
(843) 606-5455 — direct office
(843) 566-2867 — mobile

AND

Blair Belk, CCIM
blair.belk@belklucy.com
(843) 606-5449 — direct office
(843) 709-9292 — mobile

PHASE I



RESTAURANT BUILDING 2

Unit 1	1,200 sf	\$48.00/sf NNN
Unit 2	3,000 sf	UNDER LOI
CAM, Taxes, and Ins. (2027 est)		\$9.00/sf
Delivery Condition: Warm Dark Shell		
TI Allowance Available		

RESTAURANT BUILDING 1

Unit 1	4,500 sf	UNDER LOI
CAM, Taxes, and Ins. (2027 est)		\$9.00/sf
Delivery Condition: Warm Dark Shell		
TI Allowance Available		

BUILDING B

Up to 12 units	600 - 1,800 sf each	\$36.00/sf NNN
CAM, Taxes, and Ins. (2027 est)		\$9.00/sf
Delivery Condition: Vanilla Box		

BUILDING A

Up to 6 units	1,405 - 8,481 sf total	\$33 - 36.00/sf NNN
CAM, Taxes, and Ins. (2027 est)		\$9.00/sf
Delivery Condition: Vanilla Box		

* Warm Dark Shell includes structure, covered outdoor seating and a ribbon slab. HVAC installed but no distribution. Electrical service including panel, but no distribution.

OFFERED BY



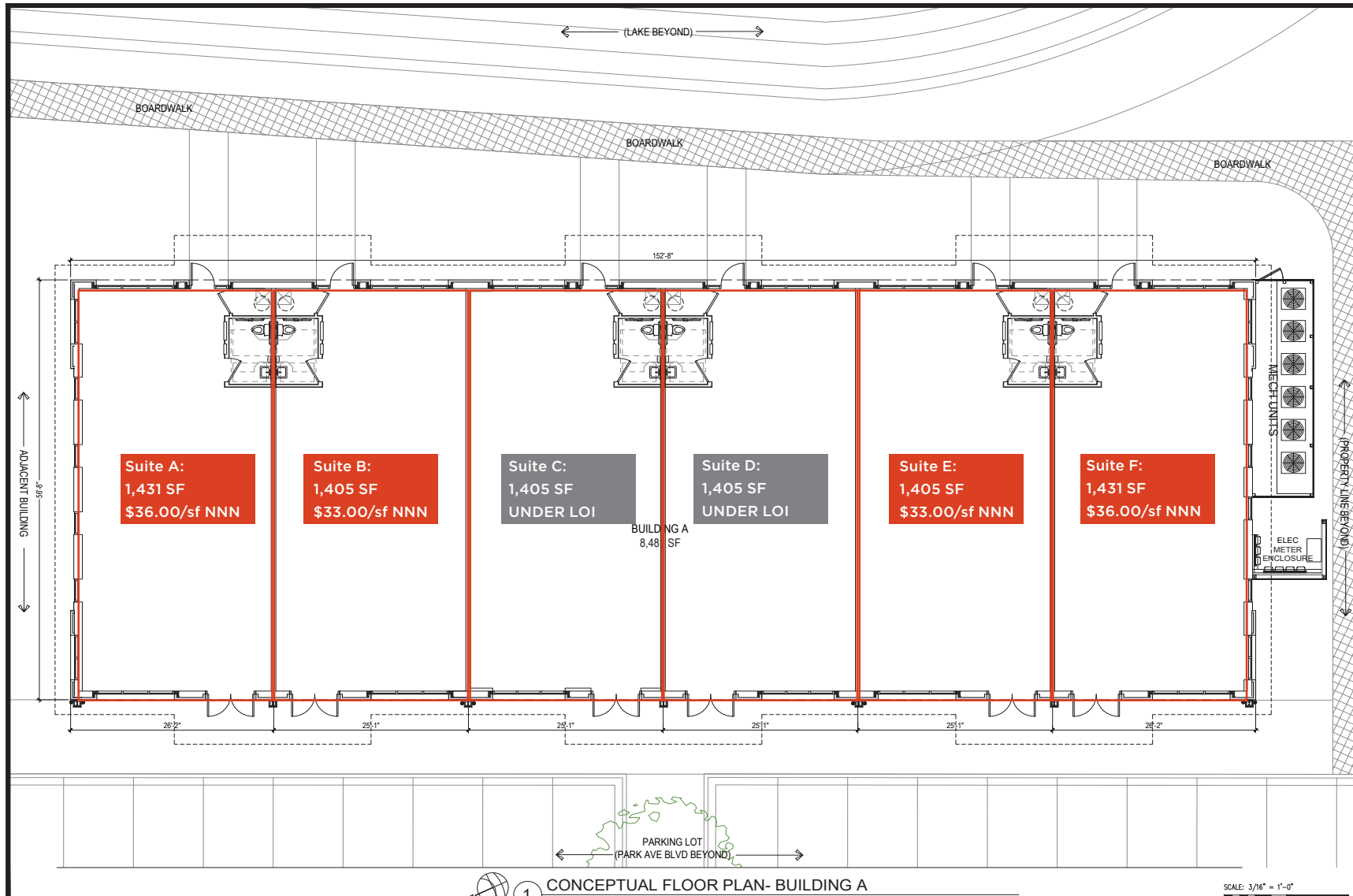
(843) 856-4600
www.belklucy.com

Trey Lucy
trey.lucy@belklucy.com
(843) 606-5455 — direct office
(843) 566-2867 — mobile

AND

Blair Belk, CCIM
blair.belk@belklucy.com
(843) 606-5449 — direct office
(843) 709-9292 — mobile

BUILDING A PLAN



OFFERED BY



(843) 856-4600
www.belklucy.com

Trey Lucy
trey.lucy@belklucy.com
(843) 606-5455 — direct office
(843) 566-2867 — mobile

AND

Blair Belk, CCIM
blair.belk@belklucy.com
(843) 606-5449 — direct office
(843) 709-9292 — mobile

AREA DEMOGRAPHICS

#3

Fastest growing city in South Carolina



\$171,983

AVERAGE ANNUAL HOUSEHOLD INCOME

*NORTH MOUNT PLEASANT

TOP NEIGHBORHOODS INCLUDING:

- CAROLINA PARK (2,763 UNITS)
- DUNES WEST (5,291 UNITS)
- PARK WEST (3,142 UNITS)
- RIVERTOWNE (2,100 UNITS)
- CHARLESTON NATIONAL (820 UNITS)



+35,000

RESIDENTS

*NORTH MOUNT PLEASANT



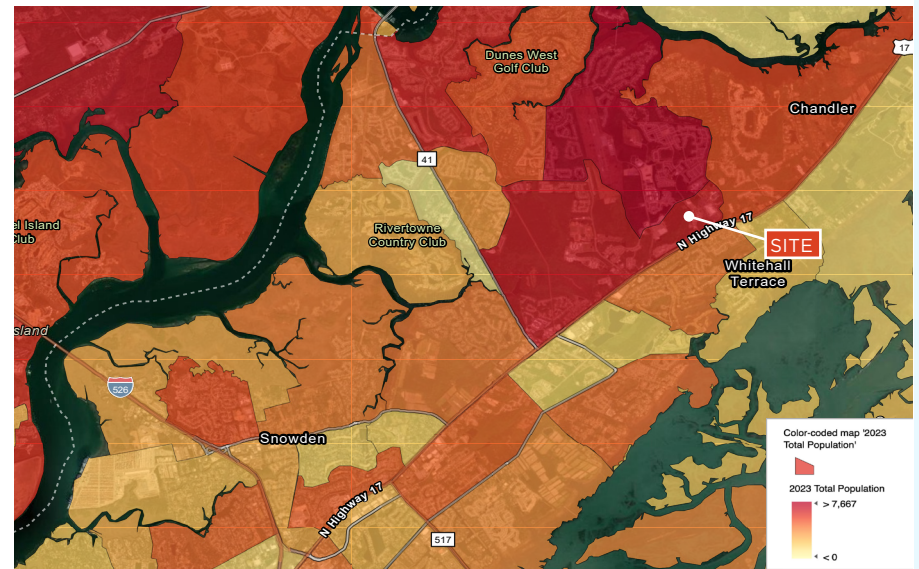
\$118,978

AVERAGE DISPOSABLE INCOME

*NORTH MOUNT PLEASANT



POPULATION DENSITY



OFFERED BY



(843) 856-4600
www.belklucy.com

Trey Lucy
trey.lucy@belklucy.com
(843) 606-5455 — direct office
(843) 566-2867 — mobile

AND

Blair Belk, CCIM
blair.belk@belklucy.com
(843) 606-5449 — direct office
(843) 709-9292 — mobile